

Ashmore SICAV Emerging Markets  
Multi-Asset Fund (SICAV MAF)

Share class: USD Inst

MULTI-ASSET

Fund objective and strategy

SICAV MAF is an actively managed open-ended daily dealing UCITS V Luxembourg registered fund. The Fund invests mainly in Emerging Markets transferable securities which are equity or debt in nature, denominated in local currencies, as well as US Dollars and other major currencies. Performance prior to 31 March 2017 is for the Ashmore SICAV 3 EM Multi-Asset Fund (SICAV3 MSF), which transferred into the SICAV umbrella on this date. While the Fund references the benchmark for performance comparison, it can differ from the benchmark's composition and also hold assets which are not part of the benchmark.

Fund facts Information at 31.12.2025.

Fund size	Fund inception date	Performance inception date	Unit Price	Benchmark
USD 16.5 million	31 March 2017	26 February 2010	\$114.60	Blended benchmark*

Performance

Past Performance (actual or simulated) does not predict future returns.

Net returns %	1 month	YTD	1 year	3 years	5 years	10 years	Since inception
Fund	2.19	23.61	23.61	11.71	-1.51	4.11	2.74
Benchmark	1.86	23.67	23.67	13.58	3.11	6.56	5.32
Secondary Index	1.42	18.73	18.73	11.31	2.52	5.51	4.52

Periods greater than one year are annualised, dividends reinvested, index gross. The value of an investment in the Fund may fall as well as rise and investors may not get back the amount originally invested. Changes in rates of exchange between currencies may cause the value of investments to decrease or increase. Please refer to disclaimer section for further explanations.

Calendar year performance

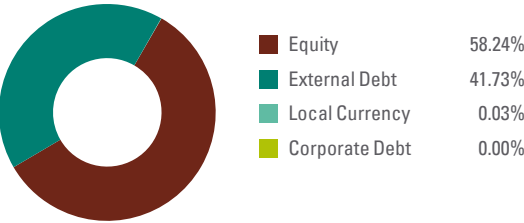
Net returns %	2025	2024	2023	2022	2021	2020	2019
Fund	23.61	2.66	9.91	-26.56	-9.51	7.13	16.48
Benchmark	23.67	7.16	10.60	-18.82	-2.05	11.91	16.98
Secondary Index	18.73	4.87	10.81	-15.38	-3.00	8.46	15.20

\* Benchmark is comprised of 50% JP Morgan EMBI GD, 50% MSCI EM. Secondary index is comprised of 25% JP Morgan EMBI GD, 25% JP Morgan CEMBI BD, 25% JP Morgan GBI-EM GD, 25% MSCI EM. (Source: Ashmore, JP Morgan, MSCI)

Performance statistics	Fund
Standard Deviation	10.20%
Information Ratio	-0.73
Beta	1.05
Alpha	-0.18
R-Squared	0.94

Fund Charges	Fund
Ongoing Charges Figure (OCF)	2.28%

Breakdown by theme



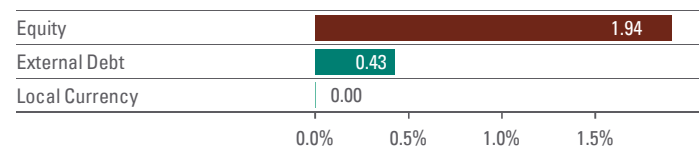
Fund statistics	Fund
Yield to maturity	7.61%
Average coupon	2.21%
Current yield	1.88%
Option adjusted spread	68

Fund information			
<b>Bloomberg</b> USD Inst: ASEMMII LX	<b>Accumulation/Income</b> Income	<b>Registered for sale</b> For registered countries, please visit <a href="http://www.ashmoregroup.com">www.ashmoregroup.com</a>	<b>Investment manager</b> Ashmore Investment Management Limited (AIML)
<b>ISIN</b> USD Inst: LU1547475670	<b>Minimum initial investment</b> \$1,000,000	<b>Redemptions</b> Daily Dealing Fund	<b>Administrator</b> Northern Trust Luxembourg
<b>SEDOL</b> USD Inst: BDRK3J3	<b>Subscriptions</b> Daily Dealing Fund		<b>Management company</b> Ashmore Investment Management (Ireland) Limited
<b>Domicile</b> Luxembourg	<b>Annual Management Charge</b> 1.50%		

Top 10 country exposure %	Fund
China	13.9
Taiwan	11.9
South Korea	9.6
India	7.7
Venezuela	7.1
South Africa	5.1
Argentina	4.5
Mexico	4.4
Brazil	4.0
Indonesia	3.6
Total number of countries	31

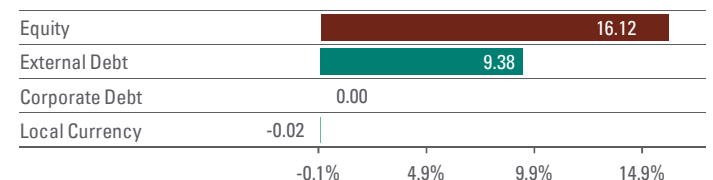
Top 10 holdings exposure %	Fund
Taiwan Semiconductor Manufac	7.2
Tencent Holdings Ltd	4.7
Petroleos De Venezuela 8.5% 27/10/2020 (Regs)	4.1
Samsung Electronics Co Ltd	2.4
Hdfc Bank Ltd-Adr	2.2
Republic Of Argentina Step 09/07/2030	2.0
Sk Hynix Inc	1.8
Republic Of Turkiye 5.25% 13/03/2030	1.8
Baidu Inc - Spon Adr	1.7
Sk Square Co Ltd	1.7
Total number of holdings	117

#### Contribution to performance: month



Top 10 EM currency exposure %	Fund
Taiwan New Dollar	11.9
Hong Kong Dollar	10.0
South Korean Won	9.7
South African Rand	3.6
Indian Rupee	3.0
Chinese Yuan (onshore)	1.7
Polish Zloty	0.9
Mexican Peso	0.9
Saudi Arabian Riyal	0.2
Brazilian Real	0.0
Total number of currencies	14

#### Contribution to performance: year to date



#### Performance and exposure disclaimers

1. Past performance (actual or simulated) is not a reliable indicator of future results. Periods greater than one year are annualised, dividends reinvested, index gross. The value of an investment in the Fund may fall as well as rise and investors may not get back the amount originally invested. Changes in rates of exchange between currencies may cause the value of investments to decrease or increase. 2. All performance statistics shown over rolling 3 years (or 1 year where 3 years of data is not yet available). Sharpe ratio assumes the US 3-month T-Bill risk free rate. 3. Duration and Yield statistics include all positions with a verified duration and yield figure, subject to the exclusion of defaulted corporate debt positions. Bond securities with less than 1 year to maturity show yield to maturity on an annualised basis. 4. Theme values have been rebased to 100% based on the theme type of the underlying fund instruments. 5. Currency and country exposures may be reduced by active FX hedging (if applicable). 6. Credit ratings are based on issuers with a rating, figures provided are based on the middle of the three rating agencies S&P, Moody's and Fitch. If only two of the ratings are available then the lower rating of the two will be used. Percentages gross to 100%, where applicable. 7. Top 10 holdings do not include derivatives apart from total return swaps and p-notes. 8. For investments in Ashmore managed funds (where applicable), allocation and holdings information is shown on a "look through" basis, whereas attribution information is not shown on a look through basis. 9. Hedged benchmarks are used where applicable. 10. Attribution is reported Gross and shown in USD terms unless otherwise stated. 11. Ongoing Charges Figure (OCF) as at 30.06.2025. 12. A dash (-) represents zero holding. 0.0 and 0.00 represents a fractional holding. 13. Ashmore's Fund yield to maturity (YTM) (for hedged classes this is in USD) calculation applies a yield for defaulted sovereign and quasi-sovereign securities, in line with index provider treatment. This can inflate the Fund and index yield to maturity given this assumes a full repayment at par. Defaulted corporate debt positions have their yield set to zero. Additionally, please note that Ashmore's reported YTM for fund and index are calculated on a 'weighted average security yield' basis per market convention, whereas the JP Morgan Index Monitor calculates YTM using the IRR of the underlying index security cashflows. Sources are Ashmore, data provider or administrator where appropriate.

#### Contacts

##### Dealing team

T: +352 27 62 22 279  
F: +352 27 62 22 333  
E: Ashmore-TA-Lux@ntrs.com

##### Ashmore Group Plc

61 Aldwych, London WC2B 4AE  
E: ashmail@ashmoregroup.com  
www.ashmoregroup.com

##### EMEA

T: +44 20 3077 6000  
**Asia Pacific**  
T: +65 6580 8288

##### Americas

T: +1 212 661 0061

## Ashmore SICAV Emerging Markets Multi-Asset Fund (SICAV MAF)

Share class: USD Inst

**Risk Warning:** Investors should consider certain risk factors peculiar to investing in Emerging Markets, before taking any investment decision. Emerging Markets (EM) carry risks as well as rewards. These require consideration of matters not usually associated with investing in securities of issuers or financial derivative instruments linked to securities of issuers in the Developed Markets. The economic and political conditions differ from those in Developed Markets, and may offer less social, political and economic stability. EM may be more volatile than more mature markets. The value of your investment could go down as well as up. In extreme circumstances, this could result in a total loss of your investment. EM may suffer from liquidity problems; changes in rates of exchange between currencies may cause the value of your investment to decrease or increase; operational risks of investing are higher than in more developed markets. For a full description of these and further risks, you should refer to the latest Prospectus.

**Important Marketing Information**

1. This is a marketing communication. You should obtain appropriate independent professional advice and a copy of the current KIID(s) and Prospectus prior to making a decision to invest.
2. Ashmore SICAV (société d'investissement à capital variable) is regulated by the Commission de Surveillance du Secteur Financier in Luxembourg. Ashmore Investment Management (Ireland) Limited (the "Management Company"), 32 Molesworth Street, Dublin 2 which is authorised and regulated by the Central Bank of Ireland is the Management Company and Principal Sales Agent.
3. Ashmore SICAV is an investment umbrella fund composed by multiple sub-funds ("the sub-Fund(s)") which is allowed for sale only to eligible investors of the jurisdictions in which a duly obtained marketing passport is obtained pursuant to Directive 2009/65/EC, as amended and/or relevant marketing authorisations granted by local regulators are obtained. Subscriptions will only be received and shares issued based on the current Key Investor Information Document ("KIID") or PRIIPs Key Information Document ("KID") and Prospectus. In case you are in any doubt as to whether you are provided access to Ashmore SICAV or one of its sub-Funds or share classes in your jurisdiction, please contact your intermediary or the Management Company.
4. This document does not constitute and may not be relied upon as constituting investment advice or a solicitation to invest.
5. Copies of the material contracts are available for inspection, and copies of the Articles of Incorporation of the Fund, the current Prospectus, the KIID(s), in the accepted language of the countries where the Fund is registered, the Country Supplement, the Privacy Notice, the latest periodical reports, the Available Share Classes Document, as well as the Fund's policies for the exercise of the voting rights, may be obtained in English, free of charge during normal office hours at the registered office of Ashmore SICAV or from its local agents, as required by applicable laws and may also be obtained on [ashmoregroup.com/en-europe/our-funds](http://ashmoregroup.com/en-europe/our-funds) or [www.fundsquare.net/homepage](http://www.fundsquare.net/homepage). The investor complaints handling policy of the Fund, is available in English [here](#).
6. Ashmore SICAV shares are not registered under the US Securities Act of 1933 ("1933 Act") nor is the Fund registered as an investment company under the US Investment Company Act of 1940 ("1940 Act"). Offers/sales of fund shares will be made in the US only by private placement, to persons qualifying as "accredited investors" as defined under the 1933 Act and as "qualified purchasers" as defined under the 1940 Act. To the extent permitted by applicable laws and regulations, Ashmore may provide investors in the Fund with additional portfolio information not routinely available to other investors in the Fund. Ashmore will determine the additional information to be provided. Investors wishing to receive such information should make a request to Ashmore and may be subject to additional confidentiality requirements.
7. The Management Company is responsible for the distribution of shares in the Fund and may appoint sub-distributors in accordance with local laws and regulations, including Ashmore Investment Management Limited, 61 Aldwych, London, WC2B 4AE authorised and regulated by the Financial Conduct Authority (FCA) in the UK, where some of the sub-Funds are marketed in the UK under the overseas funds regime (OFR). More information regarding this regime may be found on the FCA website. This product is based overseas and is not subject to UK sustainable investment labelling and disclosure requirements.
8. The Swiss Representative and Paying agent is BNP Paribas Securities Services, Paris, *succursale de Zurich*, Selnaustrasse 16, 8002 Zurich. Prospectus, the KIDs, the Articles and the Reports are available on request free of charge at the office of the representative. This document may not be reproduced or distributed in any manner in whole or in part without prior written permission of Ashmore SICAV. In respect of the Fund offered in Switzerland, the place of performance and jurisdiction is the registered office of the representative in Switzerland.
9. The Fund is registered with CNMV identification CIS number 1208 with the Spanish regulator (CNMV).
10. The information contained in this marketing document has been compiled in good faith, but no representation or warranty, express or implied, is made as to its accuracy, completeness or correctness. Save to the extent (if any) that exclusion of liability is prohibited by an applicable law or regulation, Ashmore, its officers, employees, representatives and agents expressly advise that they shall not be liable in any respect for any loss or damage, direct, indirect, consequential or otherwise, however arising (through negligence or otherwise) out of or in connection with any content /omissions from this document.
11. Ashmore Investment Management (Ireland) Limited acting as Management Company and Principal Sales Agent may decide to terminate the arrangements made for the marketing of the Fund/sub-Fund(s)/share classes in accordance with Article 93a of Directive 2009/65/EC with regard to cross-border distribution of collective investment undertakings.
12. The summary of investors' rights for the purposes of the European Union Cross Border Distribution Regulation (Regulation (EU) 2019/1156), which are your key rights as an investor in the investment fund, are available in English [here](#). For redress mechanism please contact the Management Company at the address above provided or at [dp-ireland@ashmoregroup.com](mailto:dp-ireland@ashmoregroup.com).