

Ashmore GCC Diversified Trade Fund

Share class: Class A (SAR)

FIXED INCOME

Fund objective and strategy

The Ashmore GCC Diversified Trade Fund aims to provide investors with consistent capital growth by investing in GCC Shariah compliant financial instruments, while ensuring sufficient short term liquidity to facilitate daily dealing.

Fund facts Information at 30.06.2025.

Fund size SAR 284.0 million	Fund inception date 20 March 2016	Performance inception date 21 March 2016	Unit Price SAR12.53	Benchmark 3 Month SAIBOR
---------------------------------------	---	--	-------------------------------	------------------------------------

Performance

Past Performance (actual or simulated) does not predict future returns.

Net returns %	3 month	YTD	1 year	3 years	5 years	10 years	Since inception
Fund	1.02	2.08	4.61	4.46	3.35	-	2.46
Benchmark	1.44	2.76	5.86	5.83	3.94	-	3.15
Excess	-0.42	-0.68	-1.24	-1.37	-0.59	-	-0.69

Periods greater than one year are annualised, dividends reinvested. The value of an investment in the Fund may fall as well as rise and investors may not get back the amount originally invested. Changes in rates of exchange between currencies may cause the value of investments to decrease or increase. Source: Ashmore and S&P Saudi Arabia.

Calendar year performance

Net returns %	2024	2023	2022	2021	2020	2019	2018
Fund	5.11	4.69	2.13	2.13	-4.71	3.76	3.10
Benchmark	6.31	6.23	3.21	0.82	1.21	2.70	2.53
Excess	-1.19	-1.54	-1.08	1.31	-5.93	1.06	0.57

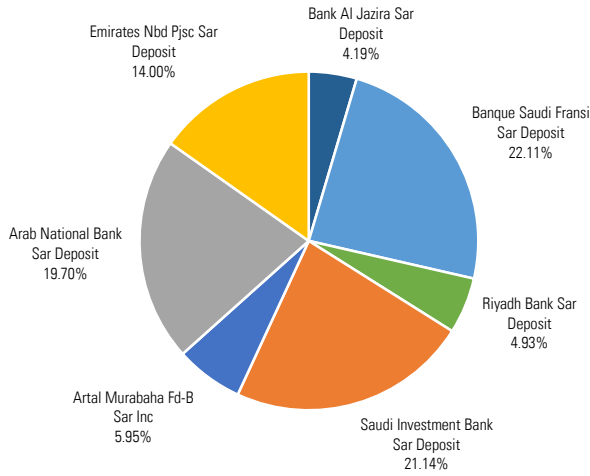
Fund facts	Fund
Fund start date	20 March 2016
Unit price upon offering	SAR 10.00
Total net assets	SAR 248,596,268.31
Total units of fund	19,840,085.26
Type of fund	Open-Ended Fund
Currency of fund	SAR
Level of risk	High
Benchmark	3 Month SAIBOR
Number of distributions	N/A
Management fees	0.50%
Subscription fee	N/A
Full ownership	100%
Usufruct right	N/A

Fund statistics	Fund
Gross yield	4.84
Current yield	4.19
Average life	40.1
Average rating	A-
Total fees charged as percentage of NAV	0.18%
Profits distributed	N/A
Fund manager investment to NAV	N/A
Borrowings to NAV	N/A
Dealing expenses for quarter (amount)	N/A
Dealing expenses for quarter (percentage of NAV)	N/A

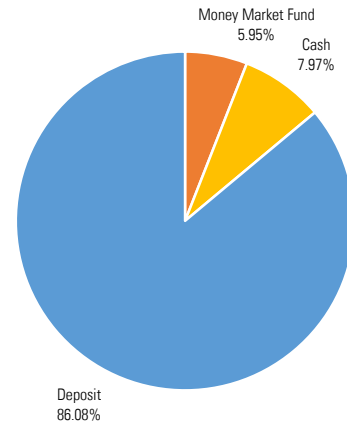
Fund information

Bloomberg Class A (SAR): ASHGDTF AB	Accumulation/Income Accumulation	Minimum initial investment SAR 10,000	Investment manager Ashmore Investment Saudi Arabia
ISIN Class A (SAR): SAR	Subscriptions On any Business Day	Redemptions On any Business Day	Administrator HSBC Saudi Arabia Limited
SEDOL Class A (SAR): SAR			Registered for sale Registered with Tadawul
Domicile Saudi Arabia			

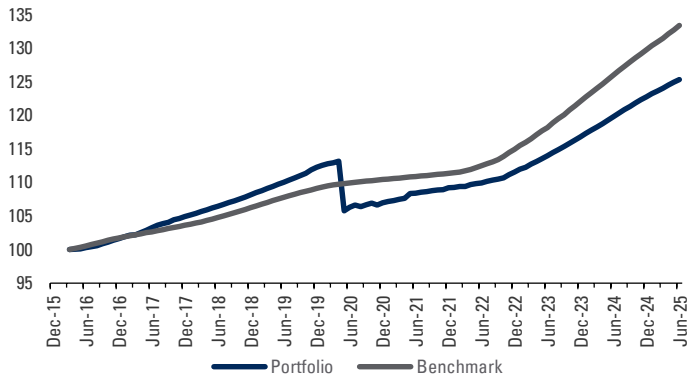
Top Holdings



Asset Allocation



Performance Graph



Performance Statistics	1 Year	3 Year	5 Year
Standard Deviation	0.14	0.29	0.59
Sharpe Ratio	11.63	5.12	0.60
Tracking Error	0.15	0.18	0.51
Beta	0.45	0.85	0.59
Alpha	0.03	-0.08	-0.02
Information Ratio	-8.55	-7.75	-1.14

Source: Bloomberg, Ashmore

1. All performance statistics shown over rolling 3 years (or 1 year where 3 years of data is not yet available). Turnover is shown over rolling 3 years or Since Inception (whichever is the lesser). Sharpe ratio assumes 3% risk free rate. 2. Top 10 positions are presented at issuer level. 3. The calculation methodology for performance attribution and a list showing every holding's contribution to the fund's performance during the measurement period is available upon request to InfoSaudi@ashmoregroup.com. Sources are Ashmore or administrator where appropriate.

Contacts

Ashmore Investment Saudi Arabia

3rd Floor, Tower B, Olaya Towers, Olaya Main Street,
E: DistributionRiyadh@ashmoregroup.com
www.ashmoresaudiarabia.com.sa

Risk Warning: This document is issued by Ashmore Investment Saudi Arabia, Commercial Registration number CR NO.1010420651, and registered with Capital Market Authority license number 14174-22 to carry business as an asset manager and investment adviser. The information and any opinions contained in this document have been compiled in good faith, but no representation or warranty, express or implied, is made as to accuracy, completeness or correctness. Save to the extent (if any) that exclusion of liability is prohibited by any applicable law or regulation, Ashmore, its officers, employees, representatives and agents expressly advise that they shall not be liable in any respect whatsoever for any loss or damage, whether direct, indirect, consequential or otherwise however arising (whether in negligence or otherwise) out of or in connection with the contents of or any omissions from this document. This document does not constitute an offer to sell, purchase, subscribe for or otherwise invest in Units of the Fund and is not intended to provide advice on the merits of investing in the Fund. The value of the Units may fall as well as rise and investors may not get back the amount originally invested. The Fund is available to Unit holders under the rules of the Capital Market Authority. Prospective investors should obtain and review the Terms and Conditions or other offering documents relating to the Units of the Fund, including the description of risk factors/ investment considerations contained in the Terms and Conditions or the information memorandum prior to making any decision to invest in such Units.

Important Information: You may find the terms and conditions and financial statements on our website:www.ashmoresaudiarabia.com.sa