

# Ashmore Saudi Equity Fund

Share class: Class B (SAR)

## EQUITIES

### Fund objective and strategy

To provide medium to long-term capital growth by investing in a diversified portfolio of shares of companies listed on the Saudi Stock Exchange.

### Fund facts Information at 31.03.2024.

<b>Fund size</b> SAR 48.1 million	<b>Fund inception date</b> 05 January 2015	<b>Performance inception date</b> 05 January 2015	<b>Unit Price</b> SAR31.46	<b>Benchmark</b> Tadawul All Share
--------------------------------------	---	--	-------------------------------	---------------------------------------

### Performance

Past Performance (actual or simulated) does not predict future returns.

Net returns %	3 month	YTD	1 year	3 years	5 years	10 years	Since inception
Fund	13.13	13.13	32.77	23.67	20.54	-	13.20
Benchmark	3.63	3.63	17.11	7.76	7.05	-	4.71
Excess	9.50	9.50	15.67	15.90	13.49	-	8.50

Periods greater than one year are annualised, dividends reinvested. The value of an investment in the Fund may fall as well as rise and investors may not get back the amount originally invested. Changes in rates of exchange between currencies may cause the value of investments to decrease or increase.

### Calendar year performance

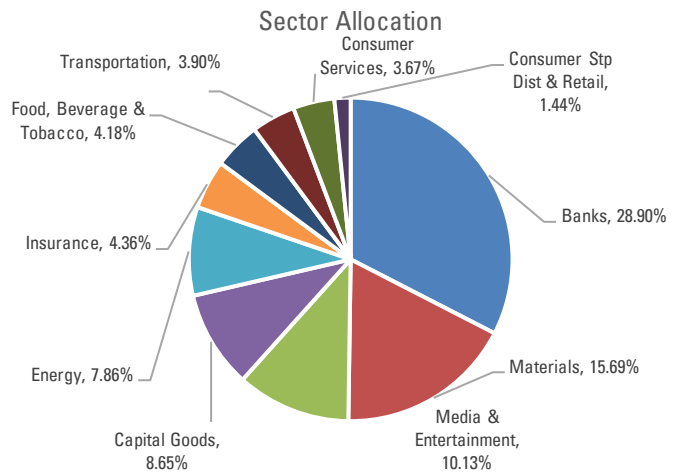
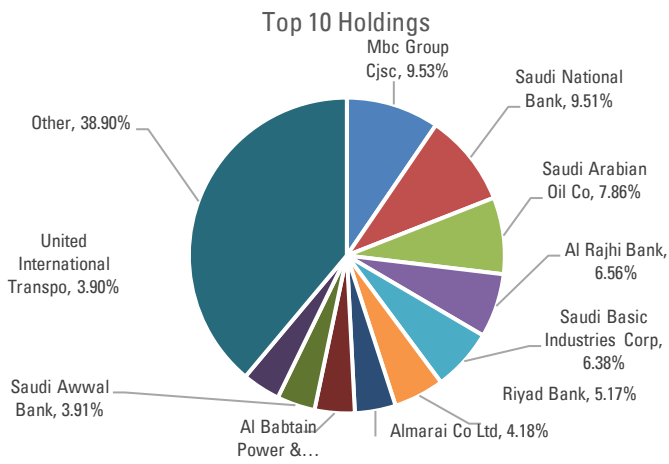
Net returns %	2023	2022	2021	2020	2019	2018	2017
Fund	22.25	5.31	44.88	10.78	23.09	14.65	-0.82
Benchmark	14.21	-7.12	29.83	3.58	7.19	8.31	0.22
Excess	8.04	12.43	15.05	7.20	15.90	6.34	-1.04

Fund Facts	Fund
Fund Start Date	05 January 2015
Unit Price upon offering	SAR 10.00
Total Net Assets	SAR 33,687,508.49
Total units of Fund	1,070,867.18
Type of Fund	Open-Ended Fund
Currency of Fund	SAR
Level of Risk	High
Benchmark	Tadawul All Share
Number of Distributions	N/A
Management Fees	0.80%
Subscription Fee	Up to 2.00%
Full Ownership	100%
Usufruct right	N/A

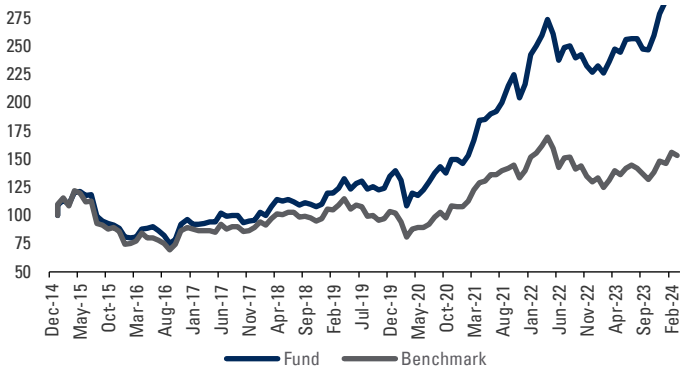
Fund statistics	Fund
P/E	22.1x
P/BV	2.1x
DY	3.3%
Total fees charged as percentage of NAV	0.33%
Profits distributed	N/A
Fund Manager Investment to NAV	N/A
Borrowings to NAV	N/A
Dealing expenses for quarter (amount)	11,068.08
Dealing expenses for quarter (percentage of NAV)	0.03%

### Fund information

<b>Bloomberg</b> SAR: ASHMSAE AB	<b>Accumulation/Income</b> Accumulation	<b>Registered for sale</b> Registered with Tadawul	<b>Investment manager</b> Ashmore Investment Saudi Arabia
<b>ISIN</b> SAR: SA130G53RSL8	<b>Minimum initial investment</b> SAR 10,000	<b>Redemptions</b> Redemption applications from the Fund may be submitted on any Business Day. The dealing days are Mondays and Wednesdays of every week.	<b>Administrator</b> HSBC Saudi Arabia Limited
<b>SEDOL</b> SAR:	<b>Subscriptions</b> Subscription applications in the Fund may be submitted on any Business Day. The dealing days are Mondays and Wednesdays of every week.		
<b>Domicile</b> Saudi Arabia			



### Performance Graph



Source: Bloomberg, Ashmore

Performance Statistics	3 Month	YTD	1 Year	3 Year	5 Year
Standard Deviation	N/A	N/A	12.74	16.82	19.18
Sharpe Ratio	N/A	N/A	2.34	1.23	0.92
Tracking Error	N/A	N/A	6.87	6.86	6.86
Beta	N/A	N/A	0.77	0.90	0.94
Alpha	N/A	N/A	1.29	1.19	1.01
Information Ratio	N/A	N/A	2.28	2.32	1.97

3 month and YTD are not applicable, periods less than 1 year not representative given limited period.

1. All performance statistics shown over rolling 3 years (or 1 year where 3 years of data is not yet available). Turnover is shown over rolling 3 years or Since Inception (whichever is the lesser). Sharpe ratio assumes 3% risk free rate. 2. Top 10 positions are presented at issuer level. 3. The calculation methodology for performance attribution and a list showing every holding's contribution to the fund's performance during the measurement period is available upon request to InfoSaudi@ashmoregroup.com. Sources are Ashmore or administrator where appropriate.

### Contacts

**Ashmore Investment Saudi Arabia**  
3rd Floor, Tower B, Olaya Towers, Olaya Main Street,  
E: DistributionRiyadh@ashmoregroup.com  
www.ashmoresaudiarabia.com.sa T: + 966 11 483 9100

**Risk Warning:** This document is issued by Ashmore Investment Saudi Arabia, with Commercial Registration number CR NO.1010420651, and licensed with Capital Market Authority under license number 14174-22 to engage in asset management, investment advisory and arranging activities. The information and any opinions contained in this document have been compiled in good faith, but no representation or warranty, express or implied, is made as to accuracy, completeness or correctness. Save to the extent (if any) that exclusion of liability is prohibited by any applicable law or regulation, Ashmore, its officers, employees, representatives and agents expressly advise that they shall not be liable in any respect whatsoever for any loss or damage, whether direct, indirect, consequential or otherwise however arising (whether in negligence or otherwise) out of or in connection with the contents of or any omissions from this document. This document does not constitute an offer to sell, purchase, subscribe for or otherwise invest in Units of the Fund and is not intended to provide advice on the merits of investing in the Fund. The value of the Units may fall as well as rise and investors may not get back the amount originally invested. The Fund is available to Unit holders under the rules of the Capital Market Authority. Prospective investors should obtain and review the Terms and Conditions or other offering documents relating to the Units of the Fund, including the description of risk factors/ investment considerations contained in the Terms and Conditions or the information memorandum prior to making any decision to invest in such Units.

**Important Information:** You may find the terms and conditions and financial statements on our website: [www.ashmoresaudiarabia.com.sa](http://www.ashmoresaudiarabia.com.sa)