

Ashmore GCC Diversified Trade Fund

Share class: Class B (SAR)

FIXED INCOME

Fund objective and strategy

The Ashmore GCC Diversified Trade Fund aims to provide investors with consistent capital growth by investing in GCC Shariah compliant financial instruments, while ensuring sufficient short term liquidity to facilitate daily dealing.

Fund facts Information at 30.09.2024.

Fund size SAR 369.3 million	Fund inception date 20 March 2016	Performance inception date 21 March 2016	Unit Price SAR12.21	Benchmark 3 Month SAIBOR
---------------------------------------	---	--	-------------------------------	------------------------------------

Performance

Past Performance (actual or simulated) does not predict future returns.

Net returns %	3 month	YTD	1 year	3 years	5 years	10 years	Since inception
Fund	1.41	4.32	5.77	3.91	1.91	-	2.36
Benchmark	1.56	4.81	6.55	4.81	3.35	-	2.93
Excess	-0.14	-0.49	-0.78	-0.90	-1.44	-	-0.57

Periods greater than one year are annualised, dividends reinvested. The value of an investment in the Fund may fall as well as rise and investors may not get back the amount originally invested. Changes in rates of exchange between currencies may cause the value of investments to decrease or increase.

Calendar year performance

Net returns %	2023	2022	2021	2020	2019	2018	2017
Fund	4.89	2.13	2.13	-4.71	3.76	3.10	3.23
Benchmark	6.23	3.21	0.82	1.21	2.70	2.53	1.86
Excess	-1.34	-1.08	1.31	-5.93	1.06	0.57	1.36

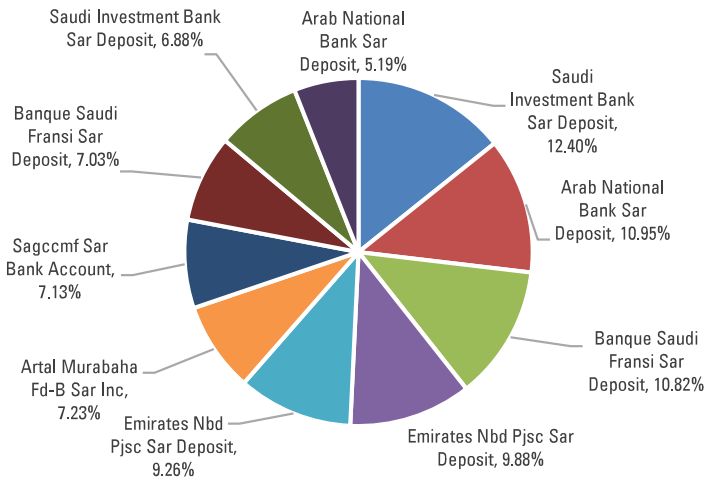
Fund Facts	Fund
Fund Start Date	21 March 2016
Unit Price upon offering	SAR 10.00
Total Net Assets	SAR 66,534,858.53
Total units of Fund	5,450,912.958
Type of Fund	Open-Ended Fund
Currency of Fund	SAR
Level of Risk	Medium
Benchmark	3 Month SAIBOR
Number of Distributions	N/A
Management Fees	0.50%
Subscription Fee	N/A
Full Ownership	100.0%
Usufruct right	0.0%

Fund statistics	Fund
Gross yield	5.62%
Current yield	4.97%
Average life (Days)	52.0
Total fees charged as percentage of NAV	0.18%
Profits distributed	N/A
Fund Manager Investment to NAV	N/A
Borrowings to NAV	N/A
Dealing expenses for quarter (amount)	N/A
Dealing expenses for quarter (percentage of NAV)	N/A

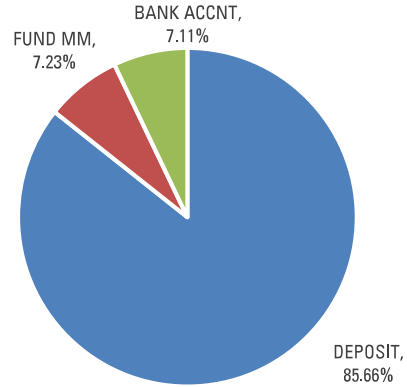
Fund information

Bloomberg SAR: ASHGDTF AB	Accumulation/Income Accumulation	Registered for sale Registered with Tadawul	Investment manager Ashmore Investment Saudi Arabia
ISIN SAR: SAR	Minimum initial investment SAR 10,000	Redemptions On any Business Day	Administrator HSBC Saudi Arabia Limited
SEDOL SAR: SAR	Subscriptions On any Business Day		
Domicile Saudi Arabia			

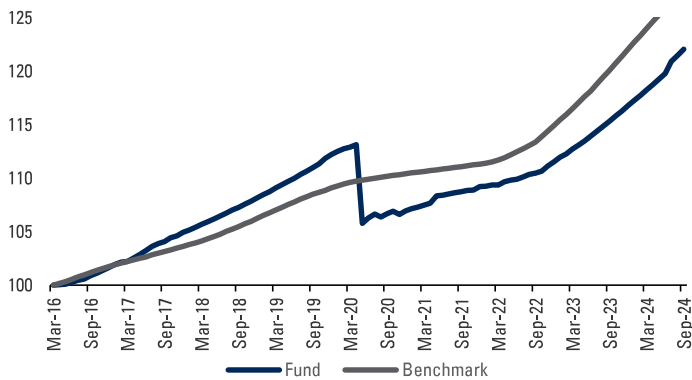
Top Holdings



Asset Allocation



Performance Graph



Performance Statistics	3 Month	YTD	1 Year	3 Year	5 Year
Standard Deviation	N/A	N/A	0.05	0.55	3.21
Sharpe Ratio	N/A	N/A	56.85	1.67	-0.34
Tracking Error	N/A	N/A	0.08	0.29	3.11
Beta	N/A	N/A	0.18	0.81	1.16
Alpha	N/A	N/A	0.17	-0.04	-0.12
Information Ratio	N/A	N/A	-10.21	-3.12	-0.46

3 month and YTD are not applicable, periods less than 1 year not representative given limited period.

1. All performance statistics shown over rolling 3 years (or 1 year where 3 years of data is not yet available). Turnover is shown over rolling 3 years or Since Inception (whichever is the lesser). Sharpe ratio assumes 3% risk free rate. 2. Top 10 positions are presented at issuer level. 3. The calculation methodology for performance attribution and a list showing every holding's contribution to the fund's performance during the measurement period is available upon request to InfoSaudi@ashmoregroup.com. 4. The Current Yield shown is the 30-Day Average Yield defined as a net annualized yield of 30 days back from the publication date of the Fund Update report. Sources are Ashmore or administrator where appropriate.

Contacts

Ashmore Investment Saudi Arabia
3rd Floor, Tower B, Olaya Towers, Olaya Main Street,
E: DistributionRiyadh@ashmoregroup.com
www.ashmoregroup.com/en-sa T: + 966 11 483 9100

Risk Warning: Risk Warning: This document is issued by Ashmore Investment Saudi Arabia, Commercial Registration number CR NO.1010420651, and licensed with Capital Market Authority under license number 14174-22 to engage in asset management, investment advisory and arranging activities. The information and any opinions contained in this document have been compiled in good faith, but no representation or warranty, express or implied, is made as to accuracy, completeness or correctness. Save to the extent (if any) that exclusion of liability is prohibited by any applicable law or regulation, Ashmore, its officers, employees, representatives and agents expressly advise that they shall not be liable in any respect whatsoever for any loss or damage, whether direct, indirect, consequential or otherwise however arising (whether in negligence or otherwise) out of or in connection with the contents of or any omissions from this document. This document does not constitute an offer to sell, purchase, subscribe for or otherwise invest in Units of the Fund and is not intended to provide advice on the merits of investing in the Fund. The purchase of a unit in the fund is not the same as placing Cash on deposit with a local bank. The fund manager has no obligation to redeem units at the offer value, and the value of units and the income from them can go down as well as up. The Fund is available to Unit holders under the rules of the Capital Market Authority. Prospective investors should obtain and review the Terms and Conditions or other offering documents relating to the Units of the Fund, including the description of risk factors/ investment considerations contained in the Terms and Conditions or the information memorandum prior to making any decision to invest in such Units.

Important Information: You may find the terms and conditions and financial statements on our website: www.ashmoresaudiarabia.com.sa.